

Year 1

Activities for the week beginning 30th March 2020

Dear Parents and Year 1,

We hope that you are safe and well and that you are enjoying your time at home with loved ones. Here are some tasks for the week for English and Maths and a suggested craft activity just for fun! For the English and Maths activities: Please read through the whole section and then select one of the 'easy', 'medium' or 'hard' exercises for your child to complete. Please select a level which you feel would be the appropriate amount of challenge for your child. There is also an extension if your child is keen to do more! We hope that you find the activities clear and fun!

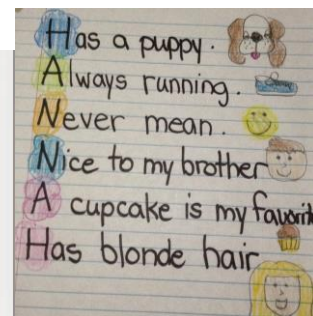
Miss Coates and Miss Sarah

English activities: Writing an acrostic poem

An acrostic poem is a poem which has a word written vertically down the page and each line begins with one of the letters of the word.

I would like your poem to be all about **you**, using your name written down the side. The lines of your poem could include adjectives (words that describe you) or things that you like.

Here are some examples of acrostic name poems:




Before you begin your poem, you may find it helpful to create a brainstorm or notes of things about you and what you like. Do any of these things begin with letters in your name or can you think of something similar that would fit instead?

Easy: Write one word per letter of your name.

Medium: Write a phrase per letter of your name.

Hard: Write a sentence per letter of your name. You could also create a longer poem by using both your first and second name.

Extension: Now that you are familiar with writing acrostic poems, could you write one about Easter or Spring?




Year 1
Activities for the week
beginning 30th March 2020

Maths activities: Measuring the capacity of a bucket using cups

Please complete the assigned activities relating to volume and capacity on Mathletics.

I would then like you to complete your own investigation about capacity: How many cups of water does it take to fill a bucket? For this you will need a large container such as a bucket or a mixing bowl, a cup and access to water. There is no need to print the questions below – you can simply write out your answers on paper.

You will need to first make an estimate (a clever guess!) about how many cups it will take to fill the bucket with water:

How many cups  do you think we will need to fill the bucket?



My estimation is _____ cups.

You will then need to use the cup to fill the bucket. Make sure that you keep count of how many! Was the answer close to your estimate?

How many cups **did we actually need** to fill the bucket?

_____ cups were needed to fill the bucket.

Was your estimate close to the actual capacity? yes no

Easy: When you have finished your investigation, can you practise filling your container to full, empty, a quarter full and three quarters full? What does that look like?

Medium: Can you repeat your investigation using something other than a cup as your unit of measure e.g. a bottle? You could even create a chart with your results. Which do you think was the best unit of measure and why?

Hard: Can you repeat your investigation twice more using **two** different units of measure e.g. a bottle and jug? You could even create a chart with your results. Which do you think was the best unit of measure and why?

Extension: How many cups would it take to fill 2 buckets? What about 5 or 10? Can you use your counting in 5s and 10s to help you?




Year 1

Activities for the week beginning 30th March 2020

Time for fun! Origami Bunny

Easter is nearly here so I thought you guys might enjoy doing some Easter themed craft!



<https://www.redtedart.com/easy-origami-bunny/>

This website includes a video which explains how to make your origami bunny, step by step. It is a simple design and could be done with plain white or scrap paper and decorated with pens if you do not have access to coloured paper.

If you like it there are also plenty of other Easter themed ideas on the same website:

Easter ORIGAMI

Easy Paper Crafts for Kids on Red Ted Art

