

## Year 2

### *Activities for the week beginning 27<sup>th</sup> April 2020*

Hello all,

I hope that you enjoyed last week's activities. We will be continuing with our learning around the theme of 'Great Explorers'.

English activities: This week we will be continuing to use our imaginations.



Imagine that you are an astronaut. You have just taken off from Earth, in your rocket and have entered space. How are you feeling? What can you see? Where do you want to go?

Easy: write 3 descriptive sentences about what you can see. Try to include at least 3 examples of adjectives.

Medium: imagine that you have discovered a new planet. Draw a picture of this planet and then come up with an advert/poster that is telling people from Earth all about your newly discovered planet.


Hard: write a letter home, from the viewpoint of yourself as an astronaut in space. Make sure to include descriptions of what you can see, what you're getting up to and how you are feeling.

Challenge:

1. Use expanded noun phrases, e.g. **bright, beautiful** stars
2. Use a range of conjunctions: **so, because, and, or, that, when**. For example: The bright, orange sun shone through the window **so** I got up to lower the blinds.

Extension for all: choose 2 spelling related games from the link below to do

<https://www.topmarks.co.uk/english-games/5-7-years/words-and-spelling>

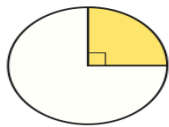


## Year 2

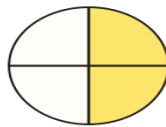
### Activities for the week beginning 27<sup>th</sup> April 2020



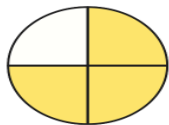
Maths activities: We will be learning about position and directions this week but make sure that you continue to check mathematics each week and also practice your times tables.



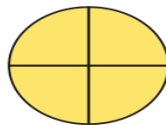
quarter turn



half turn

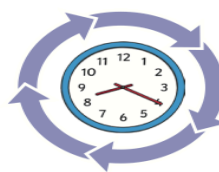


three-quarter turn



full turn

clockwise



anticlockwise



If the turn is in the same direction as the hands of a clock, it is **clockwise**.

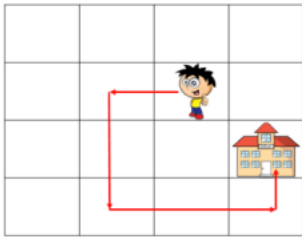
If the turn is in the opposite direction to the hands of a clock, it is **anticlockwise**.

Starter for everyone: using a partner...

1. Give them directions for moving, relating to turns, for example 'take one quarter turn clockwise.'
2. Now ask them to give your directions that you have to follow.

Easy:

Describe the route Dennis takes to school.



Medium:

Spot the mistake in each pattern.  
Explain why they are incorrect.




Hard: sit on your sofa. Write directions from your sofa seat to your front door, making sure that they are as accurate as possible, for example 'Stand up and make a quarter turn clockwise'.

*We believe that everyone is precious and loved by God. We aspire to let our light shine in all that we do.*

*We nurture and empower one another to flourish.*

*Together we shine in our world by showing compassion and by serving others.*

*Let God's light shine through us.*



St Mary's Church of England Primary School

**Year 2**

*Activities for the week  
beginning 27<sup>th</sup> April 2020*



Time for fun!

Watch and follow the episode below, which is from the zen den series.

<https://www.youtube.com/watch?v=EJNOsvTnR1k&list=PL8snGkhBF7ngDp1oJtx5VcjwatxZn8xLK&index=7>

Can you come up with your own tips for beating nerves? Maybe think about what helps you stay calm in scary situations or little things that you do throughout the day which relax you.



**STAYING  
CALM IN  
TIMES OF  
PANIC**

*We believe that everyone is precious and loved by God. We aspire to let our light shine in all that we do.  
We nurture and empower one another to flourish.  
Together we shine in our world by showing compassion and by serving others.  
Let God's light shine through us.*